

HE Series Unitizers



Horizontal Endsealer Strapping Machines

Versatile Design

Allows for a variety of strap types to be used for product applications

Higher Throughput

Strap is applied by the movement of the product with a sealing time of six seconds

Low Total Cost of Ownership

Simple sealing head with only a few moving parts and low maintenance

Easy Integration

Having no strap chute, machines can be easily integrated into existing conveyor line

HE Series Unitizers

Horizontal Endsealer Strapping Machines

Model Information

Model	Strap Beams	Strap Dispensers
HE1M	1	2
HE2M	2	4
HE3M	3	6
HE4M	4	8

Machine Features and Benefits

■ Strap Application

Effortlessly enveloping the product with precision, our innovative strap application system ensures high availability, seamless positioning of straps, and exceptional throughput.

■ No Strap Arch

Few wearing parts, easily exchangeable. Direct brushless drives for head carriage, and bayonet for less service needs and longer operating life.

■ Simple Design


Designed for efficiency and durability, the sealing head has a simplistic design with minimal moving parts reducing servicing and maintenance requirements. By prioritizing simplicity, operational costs decrease while maintaining performance, seamless functionality and long-term reliability.

■ Increased Uptime

Equipped with dual strap coils per strapping line, the system extends operational efficiency with double the run length between coil changes. This innovative design increases productivity by minimizing downtime, providing uninterrupted performance for your packaging needs.



Cost Savings



A variety of strap sizes can be used and selected for the product application, with cost savings on consumable materials.


High Throughput



Strap is applied by the movement of the product passing through the machine. Strap cycle time is six seconds.

Sealer Head / Features and Benefits


- High Performance**
 Having few moving parts allows the head to perform a fast 6 second cycle time.
- Modular Design**
 The sealer head consists of two major assemblies. The welding unit and the pressing unit
- Low Maintenance**
 The sealer head required no lubrication. All bearing are sealed design. occasional cleaning is all that is needed.



Machine Options

- Double-Head Execution**
 Seals two straps simultaneously (with fixed strap distance)
- Beam protection**
 Photo-electric cell on the package entry side ensures that no packages come into contact with the beam.
- PET Strapping Kit**
 Air stream through sealing head to keep smoke and dust out of head when using PET strap. Double strap clamp for higher tension.
- Manual movement of machine**
 For fixed conveyor stop position and change of product or layer dimensions (such as paving stones)
- Label Applicator System**
 Labels are printed and applied during strapping process to increase capacity and to avoid damages on the products.

Low Maintenance Cost



Simple sealing head with few moving parts and low maintenance operation.

Inline Strapping Integration



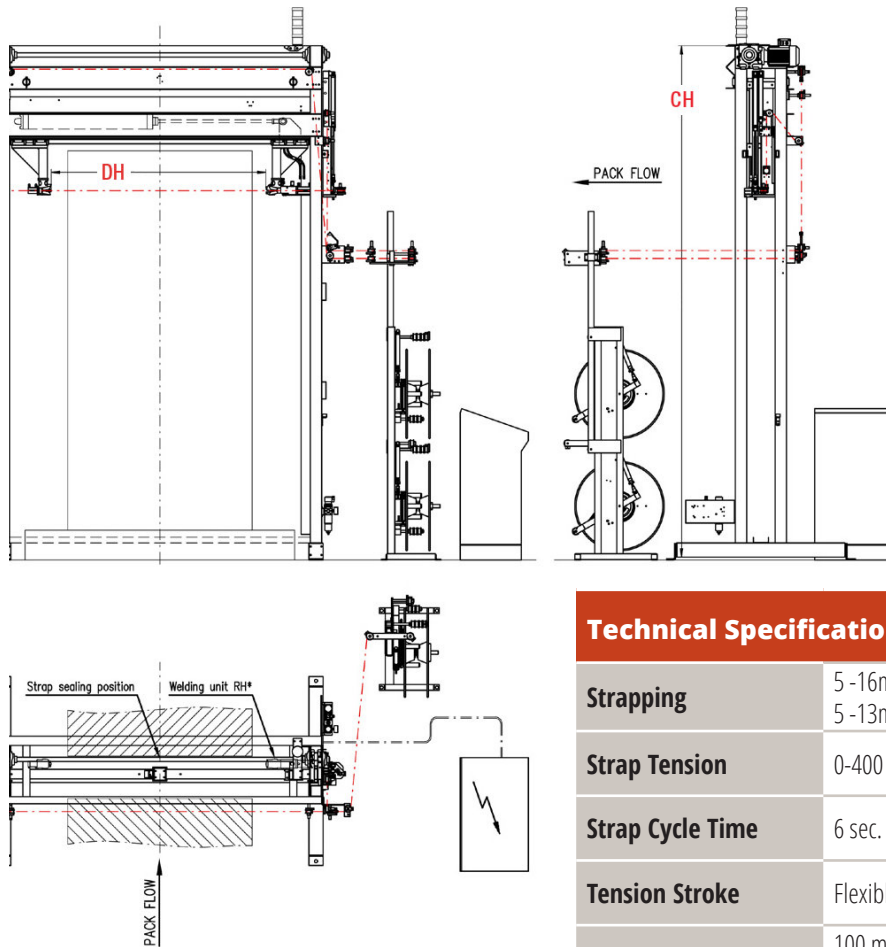
Machines can be easily integrated into existing conveyor lines. Endsealers use very little floorspace to operate.

HE Series Unitizers

Horizontal Endsealer Strapping Machines



Machine Layout



Technical Specifications

Strapping	5 - 16mm Polypropylene (PP) 5 - 13mm Polyester (PET)
Strap Tension	0-400 N (retained tension on product)
Strap Cycle Time	6 sec. (PP strap), 7 sec. (PET strap)
Tension Stroke	Flexible, adapted to product
Vertical Speed	100 mm (3.9") per second Optional 300mm (11.8") per second
Sealing Method	Heat seal for PP strap (PET optional)
Min Strapping Height	40 mm (1.6") above conveyor 550 mm (21.6") above floor
Max Strapping Height	Up to 2700 mm (106.3")
Strap End	Automatic end detection
Strap Dispenser(s)	2 per strap, flexible location
PLC Control	Simatic S7-1212C
Electrical Supply	400VAC, 3Ph, 50Hz 460VAC, 3Ph, 60Hz
Control Voltage	24 VDC
Pneumatic Supply	6 bar, 75 lpm (95 psi, 2.65 cfm)
Machine Weight	600 - 800 kg (1300 to 1760 lbs)

Machine Layout	Distance Between Heads (DH)	Column Height (CH)			
		2400mm (94.5")	2800mm (110.2")	3200mm (126.0")	3600mm (141.7")
1811.21.001	900mm (35.4")	•	•	•	•
1811.21.002	1100mm (43.3")	•	•	•	•
1811.21.003	1300mm (51.2")	•	•	•	•
1811.21.004	1500mm (59.1")	•	•	•	•
1811.21.005	1700mm (67.0")	•	•	•	•