

# HE Series Unitizers



## Horizontal Endsealer Strapping Machines

### Versatile Design

Allows for a variety of strap types to be used for product applications

### Higher Throughput

Strap is applied by the movement of the product with a sealing time of six seconds

### Low Total Cost of Ownership

Simple sealing head with only a few moving parts and low maintenance

### Easy Integration

Having no strap chute, machines can be easily integrated into existing conveyor line

# HE Series Unitizers

## Horizontal Endsealer Strapping Machines

### Model Information

Model	Strap Beams	Strap Dispensers
HE1M	1	2
HE2M	2	4
HE3M	3	6
HE4M	4	8



### Machine Features and Benefits

#### ■ Strap Application

Effortlessly enveloping the product with precision, our innovative strap application system ensures high availability, seamless positioning of straps, and exceptional throughput.

#### ■ No Strap Arch

Few wearing parts, easily exchangeable. Direct brushless drives for head carriage, and bayonet for less service needs and longer operating life.


#### ■ Simple Design

Designed for efficiency and durability, the sealing head has a simplistic design with minimal moving parts reducing servicing and maintenance requirements. By prioritizing simplicity, operational costs decrease while maintaining performance, seamless functionality and long-term reliability.

#### ■ Increased Uptime

Equipped with dual strap coils per strapping line, the system extends operational efficiency with double the run length between coil changes. This innovative design increases productivity by minimizing downtime, providing uninterrupted performance for your packaging needs.

### Cost Savings



A variety of strap sizes can be used and selected for the product application, with cost savings on consumable materials.


### High Throughput



Strap is applied by the movement of the product passing through the machine. Strap cycle time is six seconds.

## Sealer Head / Features and Benefits

- High Performance**  
 Having few moving parts allows the head to perform a fast 6 second cycle time.
- Modular Design**  
 The sealer head consists of two major assemblies. The welding unit and the pressing unit
- Low Maintenance**  
 The sealer head required no lubrication. All bearing are sealed design. occasional cleaning is all that is needed.



## Machine Options

- Double-Head Execution**  
 Seals two straps simultaneously (with fixed strap distance)
- Beam protection**  
 Photo-electric cell on the package entry side ensures that no packages come into contact with the beam.
- PET Strapping Kit**  
 Air stream through sealing head to keep smoke and dust out of head when using PET strap. Double strap clamp for higher tension.
- Manual movement of machine**  
 For fixed conveyor stop position and change of product or layer dimensions (such as paving stones)
- Label Applicator System**  
 Labels are printed and applied during strapping process to increase capacity and to avoid damages on the products.

## Low Maintenance Cost



Simple sealing head with few moving parts and low maintenance operation.

## Inline Strapping Integration



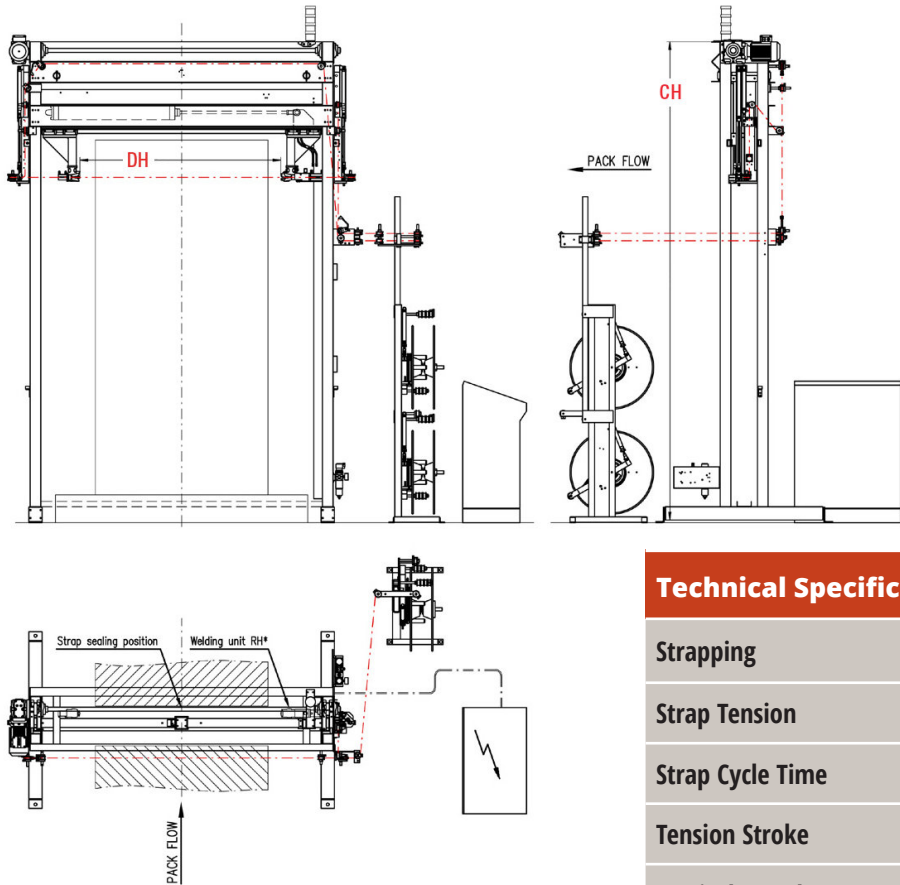
Machines can be easily integrated into existing conveyor lines. Endsealers use very little floorspace to operate.

# HE Series Unitizers

## Horizontal Endsealer Strapping Machines



### Machine Layout



### Technical Specifications

<b>Strapping</b>	5 -16mm Polypropylene (PP) 5 -13mm Polyester (PET)
<b>Strap Tension</b>	0-400 N (retained tension on product)
<b>Strap Cycle Time</b>	6 sec. (PP strap), 7 sec. (PET strap)
<b>Tension Stroke</b>	Flexible, adapted to product
<b>Vertical Speed</b>	3.9" (100 mm) per second Optional 11.8" (300 mm) per second
<b>Sealing Method</b>	Heat seal for PP strap (PET optional)
<b>Min Strapping Height</b>	1.6" (40 mm) above conveyor 21.6" (550 mm) above floor
<b>Max Strapping Height</b>	Up to 106.3" (2700 mm)
<b>Strap End</b>	Automatic end detection
<b>Strap Dispenser(s)</b>	2 per strap, flexible location
<b>PLC Control</b>	Simatic S7-1212C
<b>Electrical Supply</b>	460VAC, 3Ph, 60Hz 400VAC, 3Ph, 50Hz
<b>Control Voltage</b>	24 VDC
<b>Pneumatic Supply</b>	95 psi, 2.65 cfm (6 bar, 75 lpm)
<b>Machine Weight</b>	1300 to 1760 lbs (600 - 800 kg)

Machine Layout	Distance Between Heads (DH)	Column Height (CH)			
		94.5" (2400mm)	110.2" (2800mm)	126.0" (3200mm)	141.7" (3600mm)
1811.21.001	35.4" (900mm)	•	•	•	•
1811.21.002	43.3" (1100mm)	•	•	•	•
1811.21.003	51.2" (1300mm)	•	•	•	•
1811.21.004	59.1" (1500mm)	•	•	•	•
1811.21.005	67.0" (1700mm)	•	•	•	•